

How to Use and Earn Extra from Your Child's Drop-in Daycare

with HoppingIn.com

Contents

Introduction	1
Sign Up in 1 Minute	2
Book Spots When You Need Them	3
Drop Spots to Earn Extra Cash	5
Where to Get Extra Help	6

Introduction

Hopping In allows you to **book drop-in daycare** with your daycare center **when you need it**. So, if you need care on short-notice or work extra days, you can book spots for your child in just a few clicks.

Before we start, we just wanted to let you know all the ways Hopping In can help you and your children:

- You can **sign up your child for extra days or (half days - if applicable)** when you need them (provided there's a vacancy).
- If there's no vacancy for the spots you want, Hopping In can **add you to a waitlist** and **notify you if the spot becomes available**.
- Whenever you need to pull your children out of daycare, for whatever reason, you can let the daycare know in just a few clicks. **No need to call or explain yourself**.
- If your child is going to be absent, **you could even earn some money back**.

We've made this extra simple for you. This short guide takes you through the **1-minute registration process** and shows you how easy it is to **book and drop daycare spots**.

It's so straightforward that we're sure you'll be up and running in no time.

How to Use Drop-in Daycare for Your Child and Earn Extra



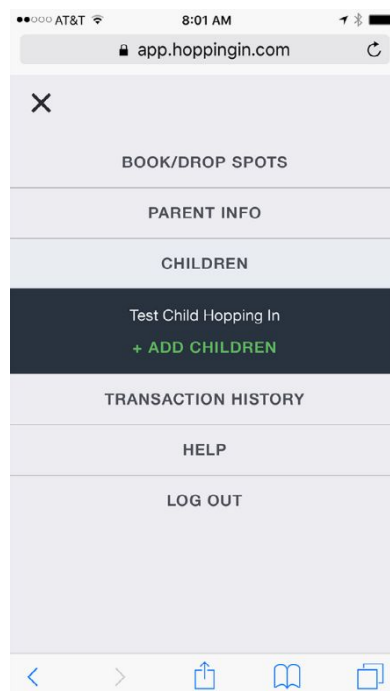
Sign Up in 1 Minute

To get started on Hopping In, you'll need to **sign up as a parent**. Simply navigate to www.HoppingIn.com, click on the green **Sign Up** button.

You'll be taken to a registration page where you can enter your details. Click again on the **Next Step** button to enter the **name, date of birth, daycare** and **classroom** of one of your children.

We'll send you a confirmation link by email which you'll need to click on before you can take advantage of Hopping In's drop-in daycare features.

After registering, if you need to add more children you can do so using **Children > Add Children** in the menu of your Hopping In dashboard. You can also add another parent using **PARENT INFO > Add Parent**, so two of you can share the benefits of Hopping In.



Then, you can start using Hopping In to either:

- Book spots with your daycare center when you need them
- Drop spots when you don't need them to potentially earn extra cash

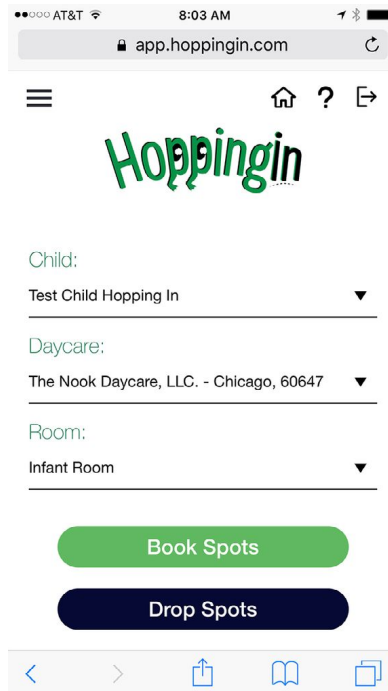
How to Use Drop-in Daycare for Your Child and Earn Extra



Book Spots When You Need Them

You can sign your child up for half or full days at your daycare when you need them by booking spots. To do this, select the **child** you wish to book, your **daycare** and the name of your child's **classroom** from the dropdown menus.

Then click on **Book Spots**.



*Click **Book Spots** from your Hopping In dashboard to sign your child up for extra daycare.*

This takes you to the **Book Spots screen** where you'll see a calendar view of the month. Dates with a green circle around them are available to book. If you see AM or PM for that day, then only half days are available for the morning or afternoon.

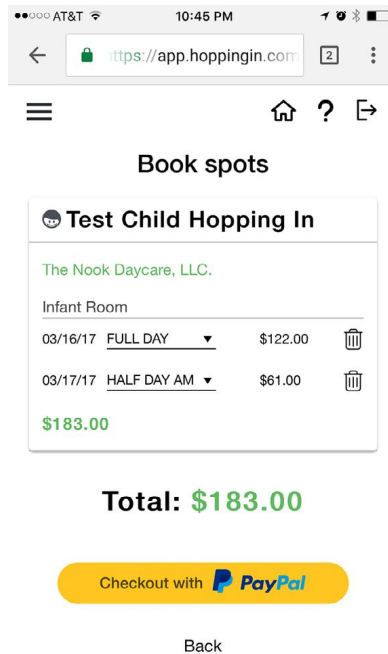
Gray dates have no spots available for that day. If a spot isn't available, **you can add yourself to a waitlist** by selecting the date and clicking Book Spots. We'll let you know as soon as the spot frees up.

How to Use Drop-in Daycare for Your Child and Earn Extra



Select a green date to book a spot or a gray date to be added to a waitlist, then click on **Book Spots**

Once you've selected which days you wish to book, simply click on **Book Spots** to proceed to the payment screen. You'll see a breakdown of the daycare spots you've selected and their price.



Click on '**Checkout with PayPal**' to pay for your booked spots

Simply click the **Checkout** button to pay via the secure PayPal service, which accepts all major credit and debit cards too.

How to Use Drop-in Daycare for Your Child and Earn Extra

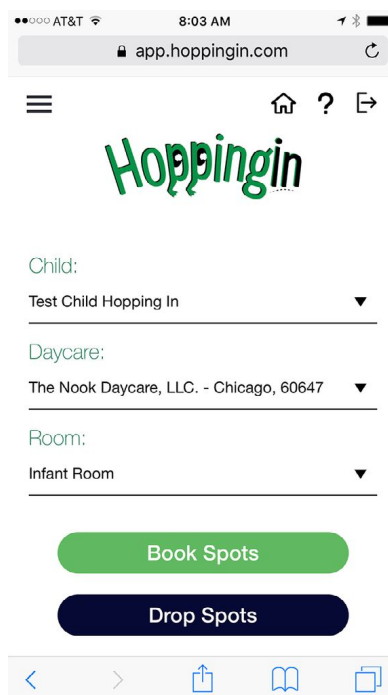


Drop Spots to Earn Extra Cash

If you're a regular customer with a daycare, then you can earn extra money by releasing daycare spots you don't need to other parents. If they book, **you could receive partial credit** for the spot.

To start, select your **child**, your **daycare** and the name of your child's **classroom** from the dropdown menus.

After that, click on **Drop Spots**.



*Click **Drop Spots** from your Hopping In dashboard to potentially **earn money back** from the daycare spots you don't need.*

This takes you to the **Drop Spots screen** where you'll see a monthly calendar view. Simply click on the dates you'll be absent and press the **Drop Spots** button.

If the spot sells, you could **receive credit** off your next month's tuition. The amount at the top left of the screen tells you how much this will be for each full day or half day.

How to Use Drop-in Daycare for Your Child and Earn Extra



Select the dates you wish to free up for other parents and then click on **Drop Spots** to potentially receive partial credit.

Where to Get Extra Help

This guide explains what you need to know to get started with Hopping In's drop daycare services.

If you need any extra help along the way, feel free to contact one of our consultants using the button at the bottom right of HoppingIn.com. You can also email us at info@hoppingin.com or phone us on 847-920-6867.

We're looking forward to seeing you using Hopping In to get daycare for your kids when you need it, and maybe earning extra money from the spots you release to other parents.

[GET DROP-IN DAYCARE WHEN YOU NEED IT AT HOPPINGIN.COM](http://HoppingIn.com)